



### FEATURES

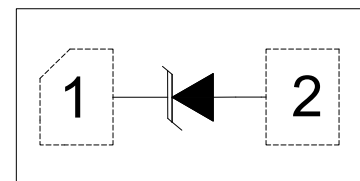
- ✧ Protects one line I/O or power line
- ✧ Low clamping voltage
- ✧ Low leakage current
- ✧ Ultra low capacitance: 90pF(typ)
- ✧ RoHS compliant



DFN1006-2L(Bottom view)

### MAIN APPLICATIONS

- ✧ USB 2.0 power and data line protection
- ✧ High speed data line
- ✧ LAN equipment
- ✧ Digital visual interface (DVI)
- ✧ Video



Pin Configuration(Top view)

### PROTECTION SOLUTION TO MEET

- ✧ IEC61000-4-2 (ESD)  $\pm 30\text{kV}$  (air),  $\pm 30\text{kV}$  (contact)
- ✧ IEC61000-4-4 (EFT) 40A (5/50ns)
- ✧ IEC61000-4-5 (Lightning) 15A (8/20 $\mu\text{s}$ )

### MECHANICAL CHARACTERISTICS

- ✧ DFN1006-2L package
- ✧ Molding compound flammability rating : UL 94V-0
- ✧ Quantity per reel : 10,000pcs
- ✧ Lead finish : lead free
- ✧ Marking code:S12

### ABSOLUTE MAXIMUM RATINGS (T<sub>A</sub>=25°C, RH=45%-75%, unless otherwise noted)

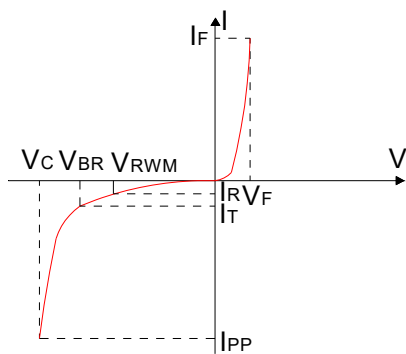
Parameter	Symbol	Value	Unit
Peak pulse power dissipation at 8/20 $\mu\text{s}$ waveform	P <sub>PP</sub>	350	W
ESD per IEC 61000-4-2 (Air)	V <sub>ESD</sub>	+/- 30	kV
ESD per IEC 61000-4-2 (Contact)		+/- 30	
Lead soldering temperature	T <sub>L</sub>	260 (10 sec.)	°C
Operating junction temperature range	T <sub>J</sub>	-55 to +125	°C
Storage temperature range	T <sub>STG</sub>	-55 to +150	°C

**ELECTRICAL CHARACTERISTICS** ( $T_A=25^{\circ}\text{C}$ )

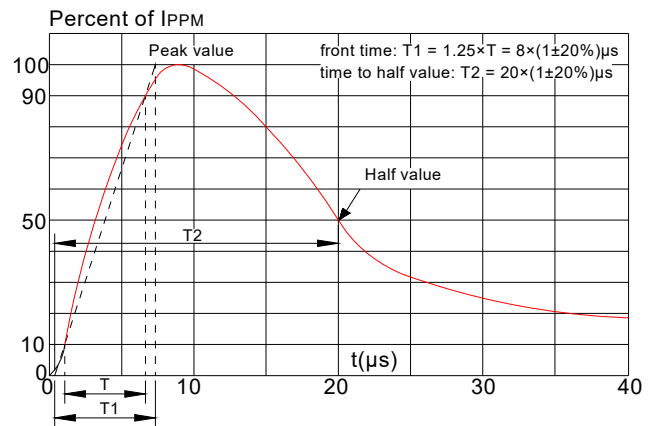
Parameter	Symbol	Conditions	Min	Typ	Max	Unit
Reverse working voltage	$V_{RWM}$				12	V
Reverse breakdown voltage	$V_{BR}$	$I_T=1\text{mA}$	13.3	13.5	16	V
Reverse leakage current	$I_R$	$V_{RWM}=12\text{V}$		0.01	0.1	$\mu\text{A}$
Clamping voltage	$V_C$	$I_{PP}=1\text{A}, t_p=8/20\mu\text{s}$		15	18	V
		$I_{PP}=15\text{A}, t_p=8/20\mu\text{s}$		21	24	V
Junction capacitance	$C_J$	$V_{RWM}=0\text{V}, f=1\text{MHz}$		90	100	pF

**RATINGS AND V-I CHARACTERISTICS CURVES** ( $T_A=25^{\circ}\text{C}$ , unless otherwise noted)

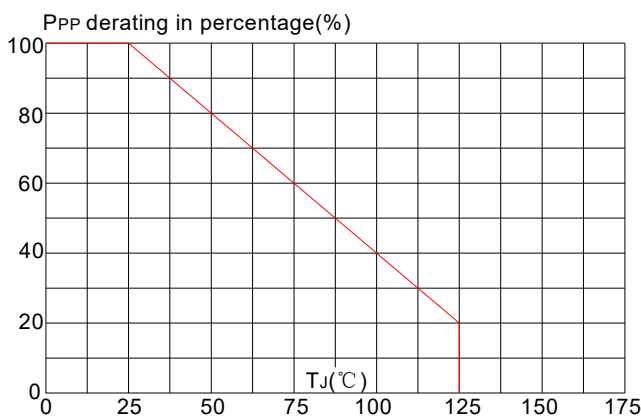
**FIG.1: V- I curve characteristics (Uni-directional)**



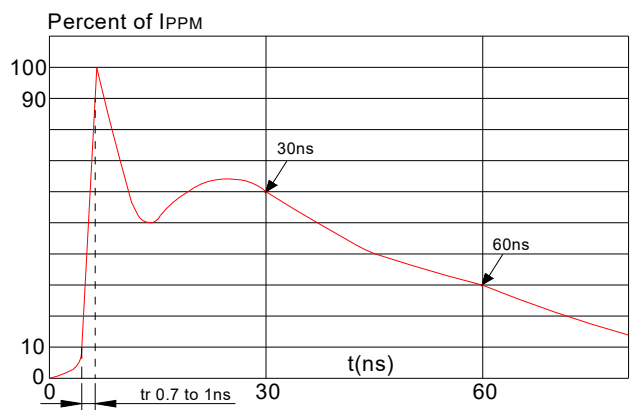
**FIG.2: Pulse waveform (8/20 $\mu\text{s}$ )**



**FIG.3: Pulse derating curve**

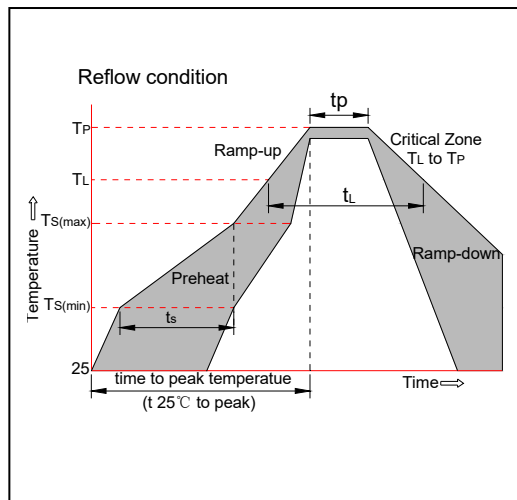


**FIG.4: ESD clamping (30kV contact)**

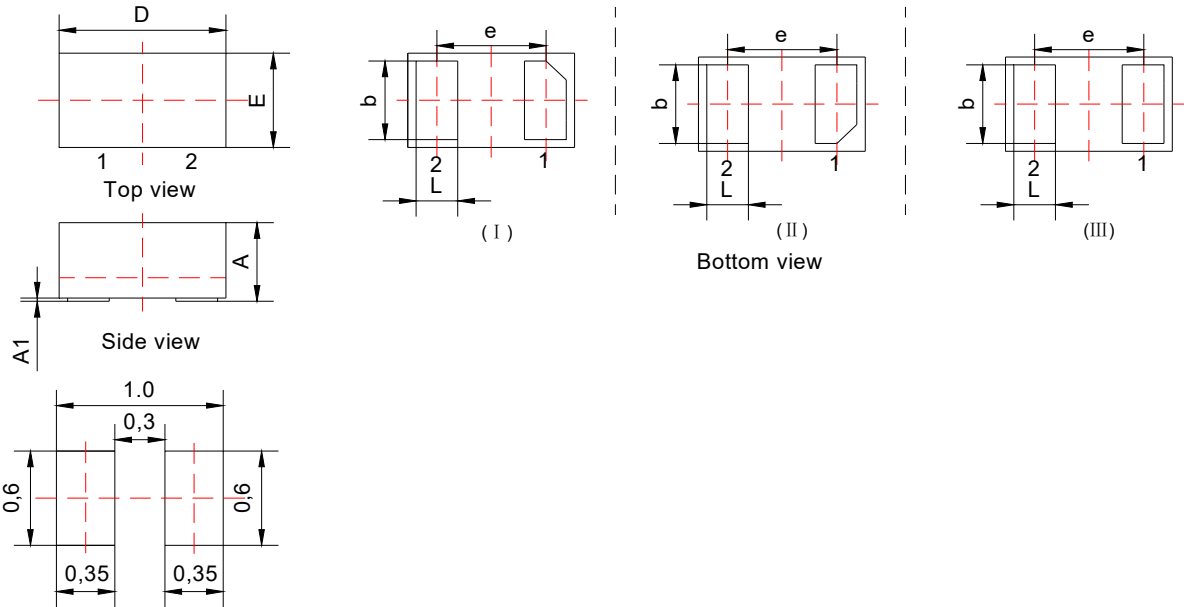


**SOLDERING PARAMETERS**

Reflow Condition		Pb-Free assembly (see figure at right)
Pre Heat	-Temperature Min ( $T_{s(min)}$ )	+150°C
	-Temperature Max( $T_{s(max)}$ )	+200°C
	-Time (Min to Max) ( $t_s$ )	60-180 secs.
Average ramp up rate (Liquidus Temp ( $T_L$ )to peak)		3°C/sec. Max
$T_{s(max)}$ to $T_L$ - Ramp-up Rate		3°C/sec. Max
Reflow	-Temperature( $T_L$ )(Liquidus)	+217°C
	-Temperature( $t_L$ )	60-150 secs.
Peak Temp ( $T_p$ )		+260(+0/-5)°C
Time within 5°C of actual Peak Temp ( $t_p$ )		20-40secs.
Ramp-down Rate		6°C/sec. Max
Time 25°C to Peak Temp ( $T_p$ )		8 min. Max
Do not exceed		+260°C



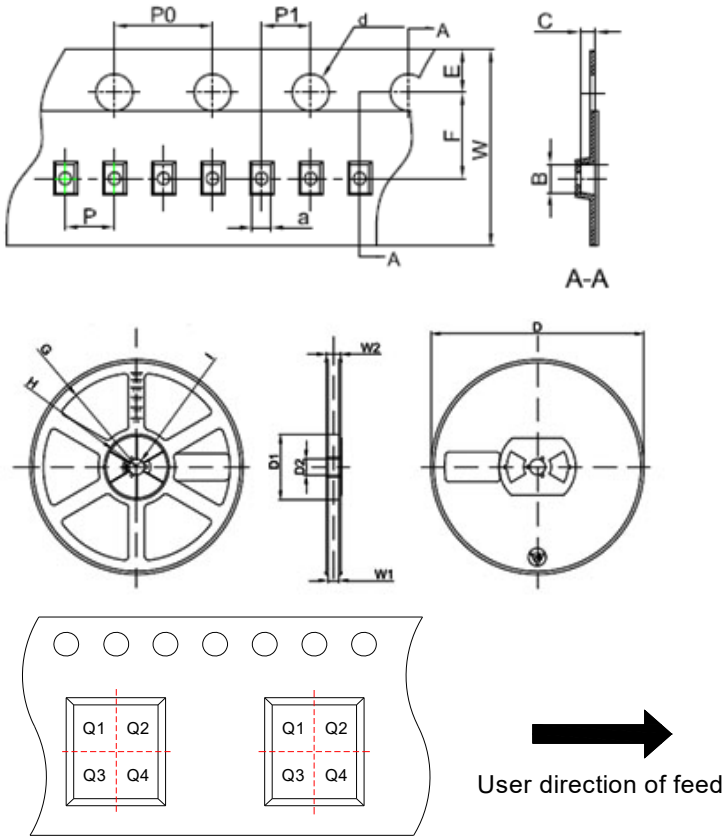
**PACKAGE MECHANICAL DATA**



Recommended soldering footprint(mm)

Symbol	Millimeters			Inches		
	Min.	Typ.	Max.	Min.	Typ.	Max.
A	0.40	0.50	0.55	0.016	0.020	0.022
A1	0.00	0.02	0.05	0.000	0.001	0.002
b	0.45	0.50	0.55	0.018	0.020	0.022
D	0.95	1.00	1.05	0.037	0.039	0.041
e	0.65BSC			0.026BSC		
E	0.55	0.60	0.65	0.022	0.024	0.026
L	0.20	0.25	0.30	0.008	0.010	0.012

**TAPE AND REEL INFORMATION-DFN1006-2L**



Pin 1 quadrant:Q1&Q2

**Packaging Description:**

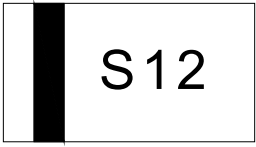
DFN1006-2L parts are shipped in tape. The carrier tape is made from a dissipative(carbon filled) polycarbonate resin. The cover tape is a multilayer film(heat activated adhesive in nature)primarily composed of polyester film, adhesive layer, sealant, and anti-static sprayed agent. These reeled parts in standard option are shipped with 10,000units per 7" or 17.8cm diameter reel. The reels are clear in color and made of polystyrene plastic(anti-static

Symbol	Millimeters	Inches
	Typ.	Typ.
a	0.66	0.026
B	1.15	0.045
C	0.66	0.026
d	Φ1.50	Φ0.059
E	1.75	0.069
F	3.50	0.138
P0	4.00	0.157
P	2.00	0.079
P1	2.00	0.079
W	8.00	0.315
D	Φ178	Φ7.008
D1	54.40	2.142
D2	13.00	0.512
G	R78.00	R3.071
H	R25.60	R1.008
I	R6.50	R0.256
W1	9.50	0.374
W2	12.30	0.484

**ORDERING INFORMATION**

PART No.	PACKAGE TYPE	QUANTITY(PCS) REEL	DESCRIPTION
JEU12DFP	DFN1006-2L	10,000	7 inch reel pack

**MARKING CODE**

Part Number	Marking Code
JEU12DFP	


JieJie products are not designed for, and shall not be used for, any purpose (including, without limitation, automotive, military, aerospace, medical, life-saving, life-sustaining or nuclear facility applications, devices intended for surgical implant into the body, or any other application in which the failure or lack of desired operation of the product may result in personal injury, death, or property damage) other than those expressly set forth in applicable JieJie product documentation. Warranties granted by JieJie shall be deemed void for products used for any purpose not expressly set forth in applicable JieJie documentation. JieJie shall not be liable for any claims or damages arising out of products used in applications not expressly intended by JieJie as set forth in applicable JieJie documentation. The sale and use of JieJie products is subject to JieJie terms and conditions of sale, unless otherwise agreed by JieJie.

Information furnished in this document is believed to be accurate and reliable. However, Jiangsu JieJie Microelectronics Co., Ltd. assumes no responsibility for the consequences of use without consideration for such information nor use beyond it.

Information mentioned in this document is subject to change without notice, apart from that when an agreement is signed, Jiangsu JieJie complies with the agreement.

Products and information provided in this document have no infringement of patents. Jiangsu JieJie assumes no responsibility for any infringement of other rights of third parties which may result from the use of such products and information.

This document is the 1.1st version which is made in 27-May-2023. This document supersedes and replaces all information previously supplied.

 is a registered trademark of Jiangsu JieJie Microelectronics Co., Ltd.

Copyright ©2023 Jiangsu JieJie Microelectronics Co., Ltd. Printed All rights reserved.