



AK1 Series 1000A Transient Voltage Suppressor

Rev.2.3

DESCRIPTION:

The AK1 series of high current bi-directional transient suppressors are designed for A.C. line protection and high power DC bus clamping applications. These devices offer bi-directional port protection They provide a clamping voltage lower than the avalanche voltage. Therefore, any voltage rise due to increased current conduction is contained to a minimum, providing the best possible protection level. They can also be connected in series and/or parallel to create very high capacity protection solutions.



Bi-directional

Symbol

FEATURES:

- ✧ Halogen-free.
- ✧ Bi-directional.
- ✧ RoHS compliant.
- ✧ Low slope resistance.
- ✧ Very low clamping voltage.
- ✧ Sharp breakdown voltage.
- ✧ Glass passivated junction.
- ✧ Snapback technology for superior clamping factor.
- ✧ High temperature wave soldering: 265°C/10s at terminals.
- ✧ Meets MSL level 1, per J-STD-020, LF maximum peak of 260°C.
- ✧ Terminal: solder plated, solderable per J-STD-002.
- ✧ IEC61000-4-2 (ESD) ±30kV (air), ±30kV (contact).

ABSOLUTE MAXIMUM RATINGS_(T_A=25°C, RH=45%-75%, unless otherwise noted)

Parameter	Symbol	Value	Unit
Peak current rating per 8/20µs IEC 61000-4-5	I _{PP}	1	kA
Operating junction temperature range	T _J	-55 to +125	°C
Storage temperature range	T _{STG}	-55 to +150	°C

ELECTRICAL CHARACTERISTICS($T_A=25^{\circ}C$)

Part Number	V_R	$V_{BR}@I_T$		I_T	$I_R@V_R$	$V_C@I_{PP}$	$I_{PP}^{①}$
		Min(V)	Max(V)				
Bi-Polar	V	Min(V)	Max(V)	mA	Max(μ A)	Max(V)	A
AK1-076C	76	85	95	10	10	140	1000
AK1-380C	380	401	443	10	10	520	1000
AK1-430C	430	440	490	10	10	625	1000

① Surge waveform: 8/20 μ s

V_R : Stand-off voltage -- Maximum voltage that can be applied

V_{BR} : Breakdown voltage

V_C : Clamping voltage -- Peak voltage measured across the suppressor at a specified I_{PP}

I_R : Reverse leakage current

RATINGS AND V-I CHARACTERISTICS CURVES ($T_A=25^{\circ}C$, unless otherwise noted)

FIG.1: V- I curve characteristics (Bi-directional)

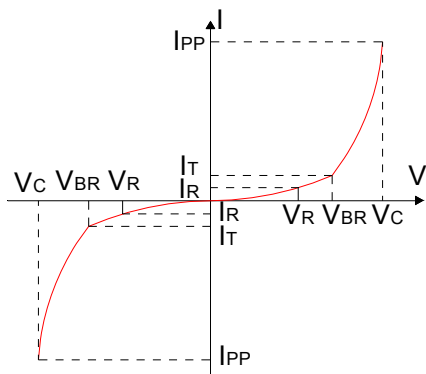


FIG.2: Typical V_{BR} vs junction temperature

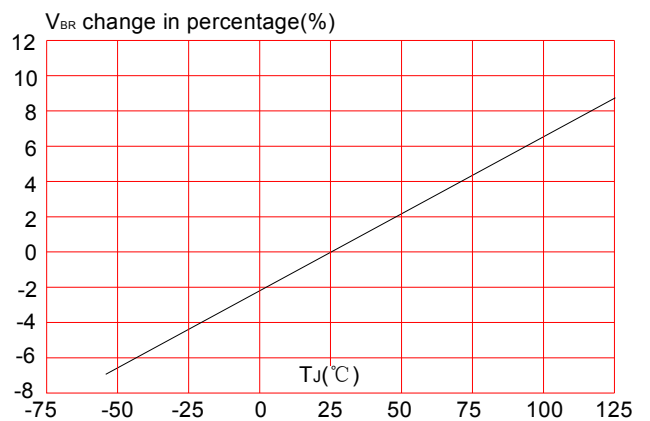


FIG.3: Pulse waveform

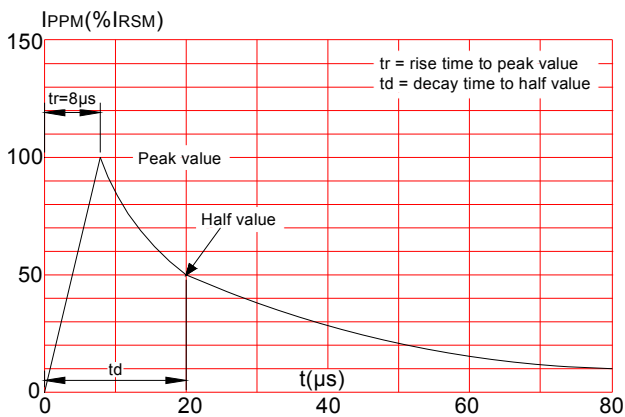
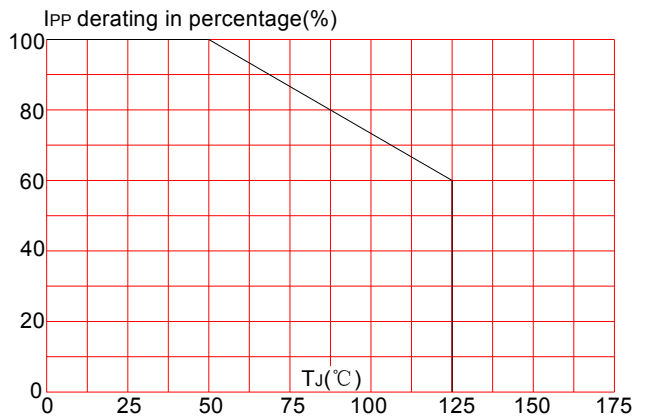
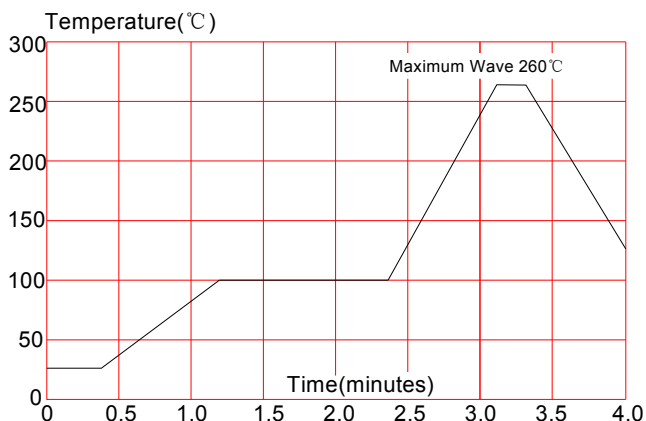


FIG.4: Pulse derating curve



SOLDERING PARAMETERS

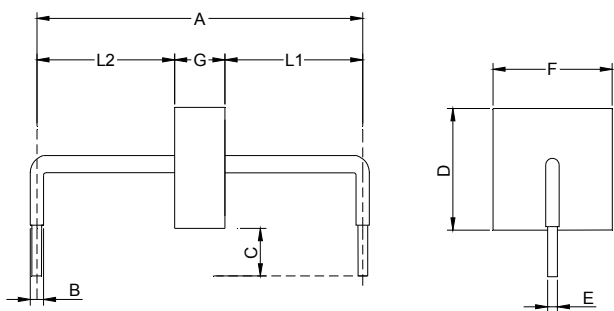
FIG.5: Lead-free profile



Tab1: Flow/Wave soldering

Peak temperature	265°C
Dipping time	10 seconds
Soldering	1 time

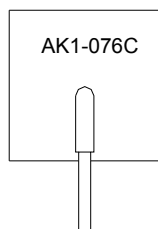
PACKAGE MECHANICAL DATA



Symbol	Dimensions		
	Inches	Millimeters	
A	0.951±0.039	24.15±1.00	
B	0.094±0.024	2.40±0.60	
C	0.236±0.039	6.00±1.00	
D	0.570max	14.48max	
E	0.050±0.002	1.27±0.05	
F	0.500max	12.70max	
G	076C	0.169±0.047	4.30±1.20
	380C to 430C	0.287±0.047	7.30±1.20
L1/L2	L1=L2 tolerance±0.047inch(±1.20 mm)		

PART No.	PER BOX (PCS)	PER CARTON (PCS)	DESCRIPTION
AK1-xxxC	56	1,400	Box

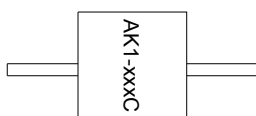
MARKING & ORDERING INFORMATION



AK 1 - 076 C
 (1) (2) (3) (4)

- (1) AK series
- (2) $I_{PP}=1kA$
- (3) Reverse stand-off voltage
- (4) Bi-directional

Type 1 - Side View



AK 1 - xxx C
 (1) (2) (3) (4)

- (1) AK series
- (2) $I_{PP}=1kA$
- (3) Reverse stand-off voltage
- (4) Bi-directional

Apply to P/N listed below:
 AK1-380C
 AK1-430C

Type 2 - Top View

Information furnished in this document is believed to be accurate and reliable. However, Jiangsu JieJie Microelectronics Co.,Ltd assumes no responsibility for the consequences of use without consideration for such information nor use beyond it.

Information mentioned in this document is subject to change without notice, apart from that when an agreement is signed, Jiangsu JieJie complies with the agreement.

Products and information provided in this document have no infringement of patents. Jiangsu JieJie assumes no responsibility for any infringement of other rights of third parties which may result from the use of such products and information.

This document is the 2.3rd version which is made in 3-Aug.-2021. This document supersedes and replaces all information previously supplied.

 is a registered trademark of Jiangsu JieJie Microelectronics Co.,Ltd.

Copyright©2021 Jiangsu JieJie Microelectronics Co.,Ltd. Printed All rights reserved.