

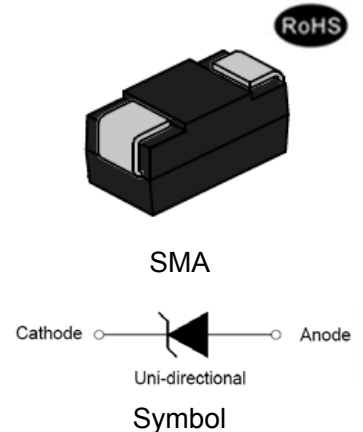


## SMAJ3.3A 400W Transient Voltage Suppressor

Rev.3.3

### FEATURES:


- ✧ Planar technology.
- ✧ Halogen-free and RoHS compliant.
- ✧ Stand-off voltage: 3.3V.
- ✧ 400W peak pulse power capability at 10/1000μs waveform.
- ✧ Meets MSL level 1, per J-STD-020, LF maximum peak of 260°C.
- ✧ Terminal: solder plated, solderable per J-STD-002.
- ✧ Excellent clamping capability.
- ✧ Fast response time.
- ✧ IEC61000-4-2 (ESD) ±30kV (air), ±30kV (contact).



### ABSOLUTE MAXIMUM RATINGS (T<sub>A</sub>=25°C, RH=45%-75%, unless otherwise noted)

Parameter	Symbol	Value	Unit
Storage and operating junction temperature range	T <sub>STG</sub> /T <sub>J</sub>	-55 to +150	°C
Peak pulse power dissipation at 10/1000μs waveform	P <sub>PP</sub>	400	W
Steady state power dissipation on infinite heat sink at T <sub>L</sub> =75°C	P <sub>M(AV)</sub>	3.0	W

### MARKING



U03A : Device Marking Code  
 1409: In ninth week, 2014

### ELECTRICAL CHARACTERISTICS (T<sub>A</sub>=25°C)

Part Number	V <sub>R</sub>	I <sub>R@V<sub>R</sub></sub>	V <sub>BR@I<sub>T</sub></sub>	I <sub>T</sub>	V <sub>C@I<sub>PP</sub></sub>	I <sub>PP</sub> <sup>①</sup>	Co <sup>②</sup>	Marking
	V	μA(max)	V(min)	mA	V(max)	A(max)	pF(typ.)	
SMAJ3.3A	3.3	100	4.1	1	7.3	54.7	4100	U03A

① Surge waveform: 10/1000μs

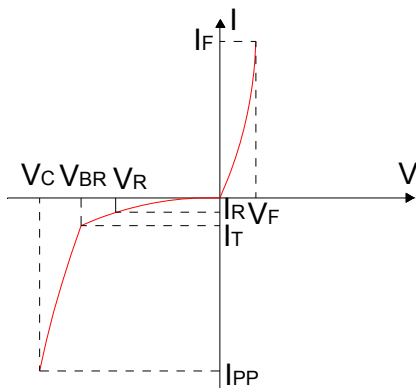
② Co is measured at: V<sub>bias</sub>=0V, V<sub>RMS</sub>=0.1V, f=1MHz

ORDERING INFORMATION

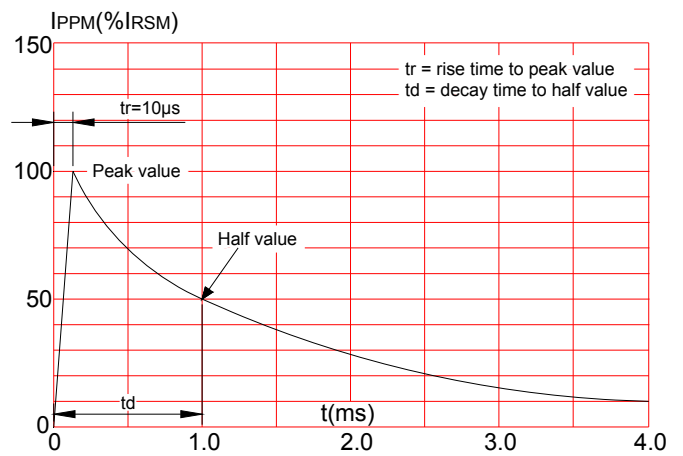
<p style="font-size: 24pt; font-weight: bold;">SMAJ</p> <p style="border: 1px solid black; padding: 2px; display: inline-block;">400W SMA Series</p>	<p style="font-size: 24pt; font-weight: bold;">3.3</p> <p style="border: 1px solid black; padding: 2px; display: inline-block;"><math>V_R</math> Voltage</p>	<p style="font-size: 24pt; font-weight: bold;">A</p> <p style="border: 1px solid black; padding: 2px; display: inline-block;">5% <math>V_{BR}</math> voltage tolerance</p>
--	--	--

RATINGS AND V-I CHARACTERISTICS CURVES ( $T_A=25^\circ C$ , unless otherwise noted)

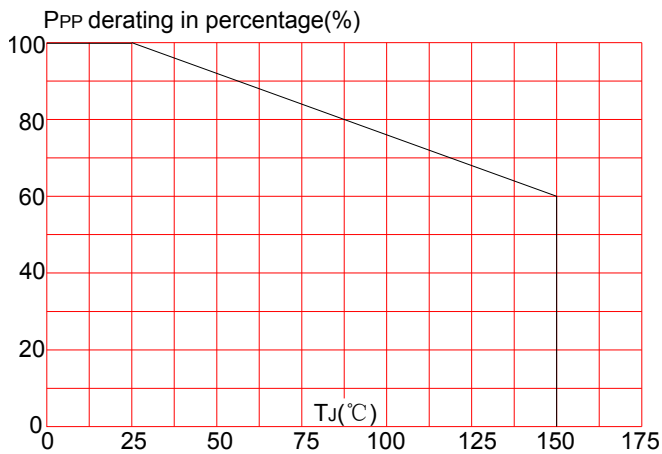
**FIG.1: V- I curve characteristics (Uni-directional)**



**FIG.2: Pulse waveform**

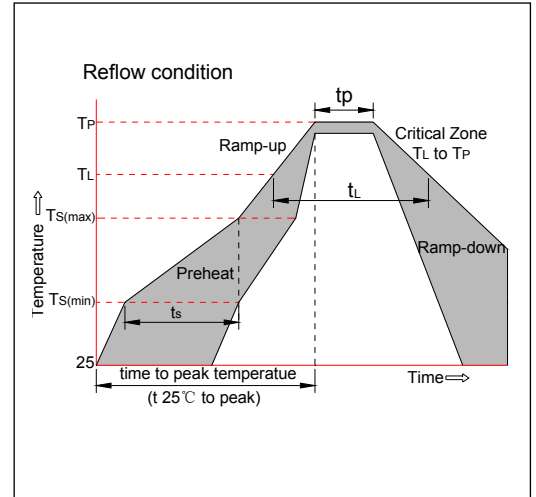


**FIG.3: Pulse derating curve**

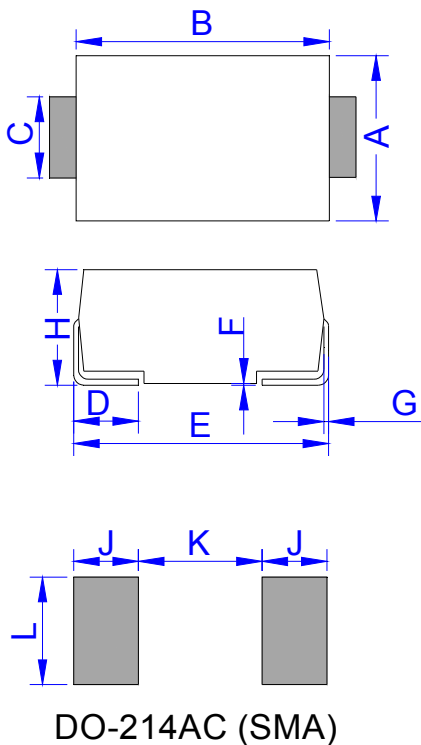


**SOLDERING PARAMETERS**

Reflow Condition		Pb-Free assembly (see figure at right)
Pre Heat	-Temperature Min ( $T_{s(min)}$ )	+150°C
	-Temperature Max( $T_{s(max)}$ )	+200°C
	-Time (Min to Max) (ts)	60-180 secs.
Average ramp up rate (Liquidus Temp ( $T_L$ )to peak)		3°C/sec. Max
$T_{s(max)}$ to $T_L$ - Ramp-up Rate		3°C/sec. Max
Reflow	-Temperature( $T_L$ )(Liquidus)	+217°C
	-Temperature( $t_L$ )	60-150 secs.
Peak Temp ( $T_p$ )		+260(+0/-5)°C
Time within 5°C of actual Peak Temp ( $t_p$ )		20-40secs.
Ramp-down Rate		6°C/sec. Max
Time 25°C to Peak Temp ( $T_p$ )		8 min. Max
Do not exceed		+260°C

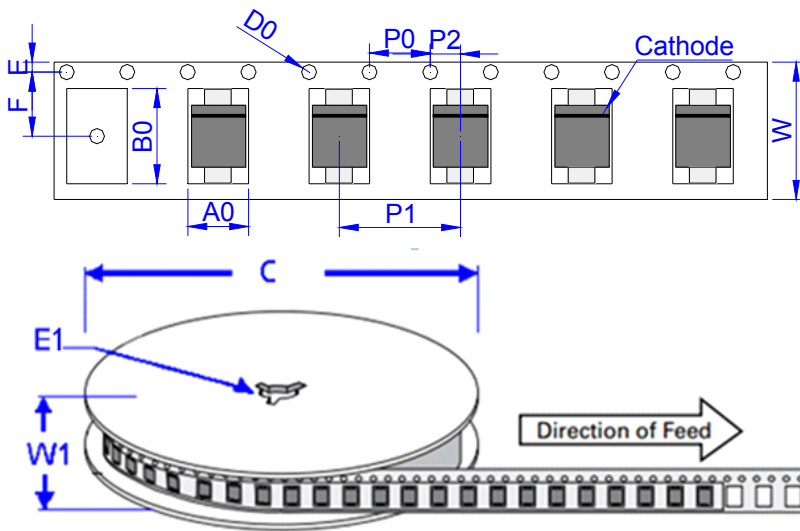


**PACKAGE MECHANICAL DATA**



Ref.	Dimensions			
	Millimeters		Inches	
	Min.	Max.	Min.	Max.
A	2.60	3.00	0.102	0.118
B	4.15	4.65	0.163	0.183
C	1.25	1.65	0.049	0.065
D	0.95	1.52	0.037	0.060
E	4.90	5.30	0.193	0.209
F	0.051	0.203	0.002	0.008
G	0.15	0.31	0.006	0.012
H	2.00	2.44	0.079	0.096
J	2.00		0.079	
K		2.30		0.091
L	1.80		0.071	

TAPE AND REEL SPECIFICATION-SMA



Ref.	Dimensions	
	Millimeters	Inches
A0	2.79 ± 0.3	0.110 ± 0.012
B0	5.33 ± 0.3	0.210 ± 0.012
C	330.0	13.0
D0	1.55 ± 0.1	0.061 ± 0.004
E	1.75 ± 0.2	0.069 ± 0.008
E1	13.3 ± 0.3	0.524 ± 0.012
F	5.5 ± 0.2	0.217 ± 0.008
P0	4.00 ± 0.2	0.157 ± 0.008
P1	4.00 ± 0.2	0.157 ± 0.008
P2	2.00 ± 0.2	0.079 ± 0.008
W	12.0 ± 0.2	0.472 ± 0.008
W1	15.7 ± 2.0	0.618 ± 0.079

PART No.	UNIT WEIGHT (g/PCS) typ.	REEL (PCS)	PER CARTON (PCS)	DESCRIPTION
SMAJ3.3A	0.07	7,500	120,000	13 inch reel pack

Information furnished in this document is believed to be accurate and reliable. However, Jiangsu JieJie Microelectronics Co.,Ltd assumes no responsibility for the consequences of use without consideration for such information nor use beyond it.

Information mentioned in this document is subject to change without notice, apart from that when an agreement is signed, Jiangsu JieJie complies with the agreement.

Products and information provided in this document have no infringement of patents. Jiangsu JieJie assumes no responsibility for any infringement of other rights of third parties which may result from the use of such products and information.

This document is the 3.3rd version which is made in 2-Aug.-2021. This document supersedes and replaces all information previously supplied.

 is a registered trademark of Jiangsu JieJie Microelectronics Co.,Ltd.

Copyright©2021 Jiangsu JieJie Microelectronics Co.,Ltd. Printed All rights reserved.