



## Diode Module

### Features

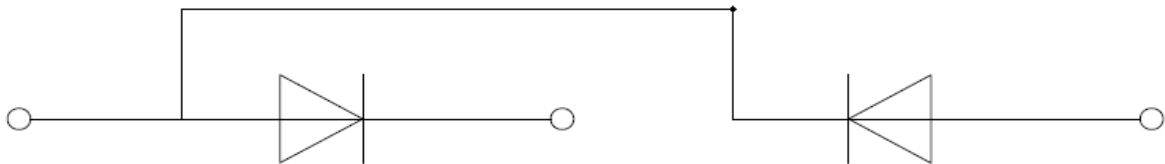
- A package of series of two diodes
- Heat transfer through alumina ceramic and metal substrate
- Welding by vacuum welding technology, which provide high reliability

### Product Summary

Parameter	Value	Unit
$V_{RRM}$	1800	V
$I_{F(AV)}$ (@ $T_C = 100^\circ\text{C}$ )	160	A
$I_{FSM}$ (@ $t_p = 10\text{ms}$ )	4480	A
$V_F(\text{Max})$	1.60	V

### Applications

- AC converter
- Inverter
- DC motor



### Absolute Maximum Ratings (@ $T_C = 25^\circ\text{C}$ unless otherwise specified)

Parameter	Conditions	Symbol	Values	Unit
Repetitive peak reverse voltage	$T_{vj} = 25^\circ\text{C}$	$V_{RRM}$	1800	V
Non-repetitive peak reverse voltage	$T_{vj} = 25^\circ\text{C}$	$V_{RSM}$	1900	V
Average forward current	$T_C = 100^\circ\text{C}$	$I_{F(AV)}$	160	A
Forward surge current	1/2 cycle, Sine wave, 50Hz	$I_{FSM}$	4480	A
$I^2t$ value for fusing	$T_{vj} = 25^\circ\text{C}$	$I^2t$	100300	$\text{A}^2\text{s}$
RMS isolation voltage	A.C 50Hz(1s/1min)	$V_{ISO}$	3600/3000	V
Junction temperature range		$T_J$	-40 ~ +150	$^\circ\text{C}$
Storage temperature range		$T_{stg}$	-40 ~ +125	$^\circ\text{C}$

**Electrical Characteristics (@  $T_C = 25^\circ\text{C}$  unless otherwise specified)**

Parameter	Conditions	Symbol	Values			Unit
			Min.	Typ.	Max.	
Peak forward voltage	$I_F=480\text{A}$ , $t_P=380\mu\text{s}$	$V_F$			1.60	V
Reverse leakage current	$V_R = V_{RRM}$ , $T_{vj} = 25^\circ\text{C}$	$I_{RRM}$			100	$\mu\text{A}$
	$V_R = V_{RRM}$ , $T_{vj} = 150^\circ\text{C}$				60	mA
Threshold voltage	$T_{vj} = 150^\circ\text{C}$ , for power loss calculation only	$V_{TO}$			0.8	V
Dynamic resistance		$r_T$			1.5	$\text{m}\Omega$

**Thermal Characteristics (@  $T_C = 25^\circ\text{C}$  unless otherwise specified)**

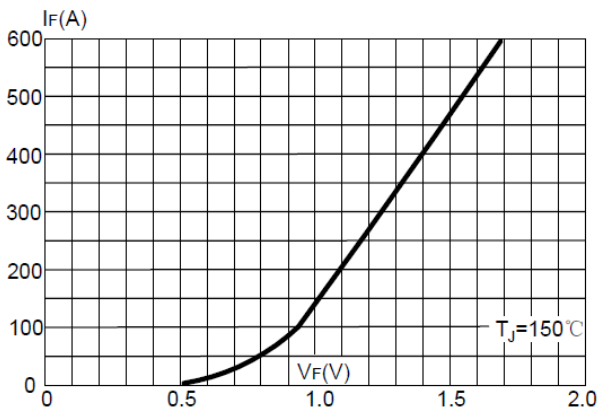
Parameter	Conditions	Symbol	Values			Unit
			Min.	Typ.	Max.	
Thermal resistance, junction to case	per diode	$R_{th(j-c)}$		0.18		$^\circ\text{C}/\text{W}$
Thermal resistance, case to heatsink	per diode	$R_{th(c-s)}$		0.09		$^\circ\text{C}/\text{W}$
Mounting torque	Module and heatsink fixed torque M5	M	4.25		5.75	N·m
	Electrode connection torque, screw M6		4.25		5.75	N·m

**Ordering Information**

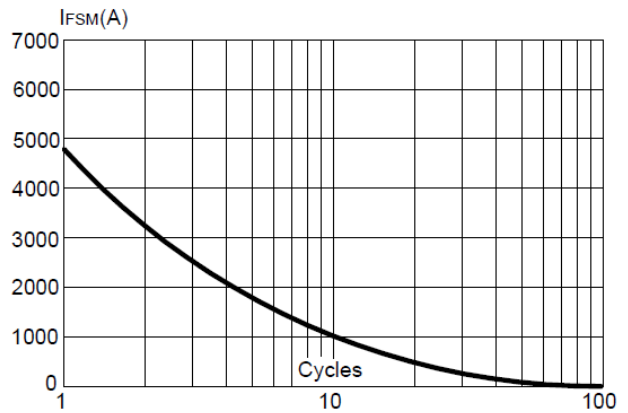
Device	Marking	Package	Weight	Inner Box	Pre Carton
JMD160KD18T2W	JMD160KD18T2W	T2	$170 \pm 10\text{g}/\text{PCS}$	6 PCS	72 PCS

**Typical Electrical & Thermal Characteristics**

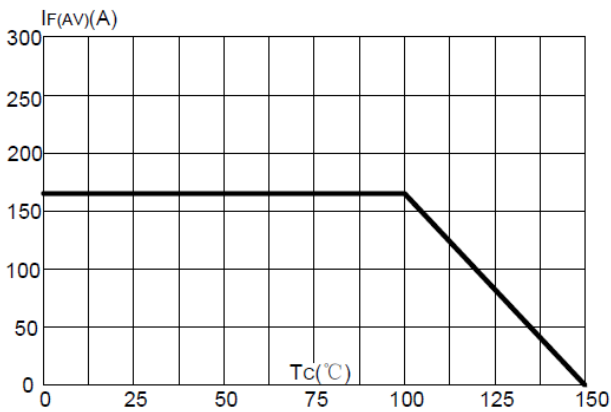
**FIG.1:** Forward characteristics(per diode)



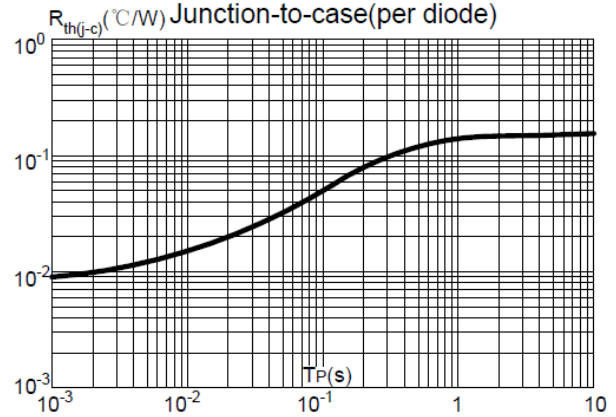
**FIG.2:** Peak on-state surge current



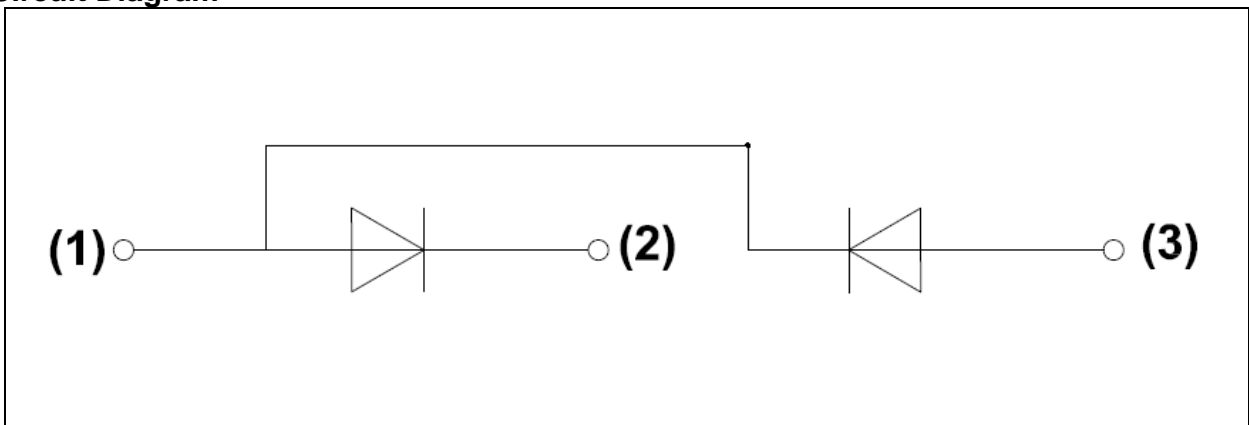
**FIG.3:** Forward current vs. case temperature



**FIG.4:** Maximum transient thermal impedance

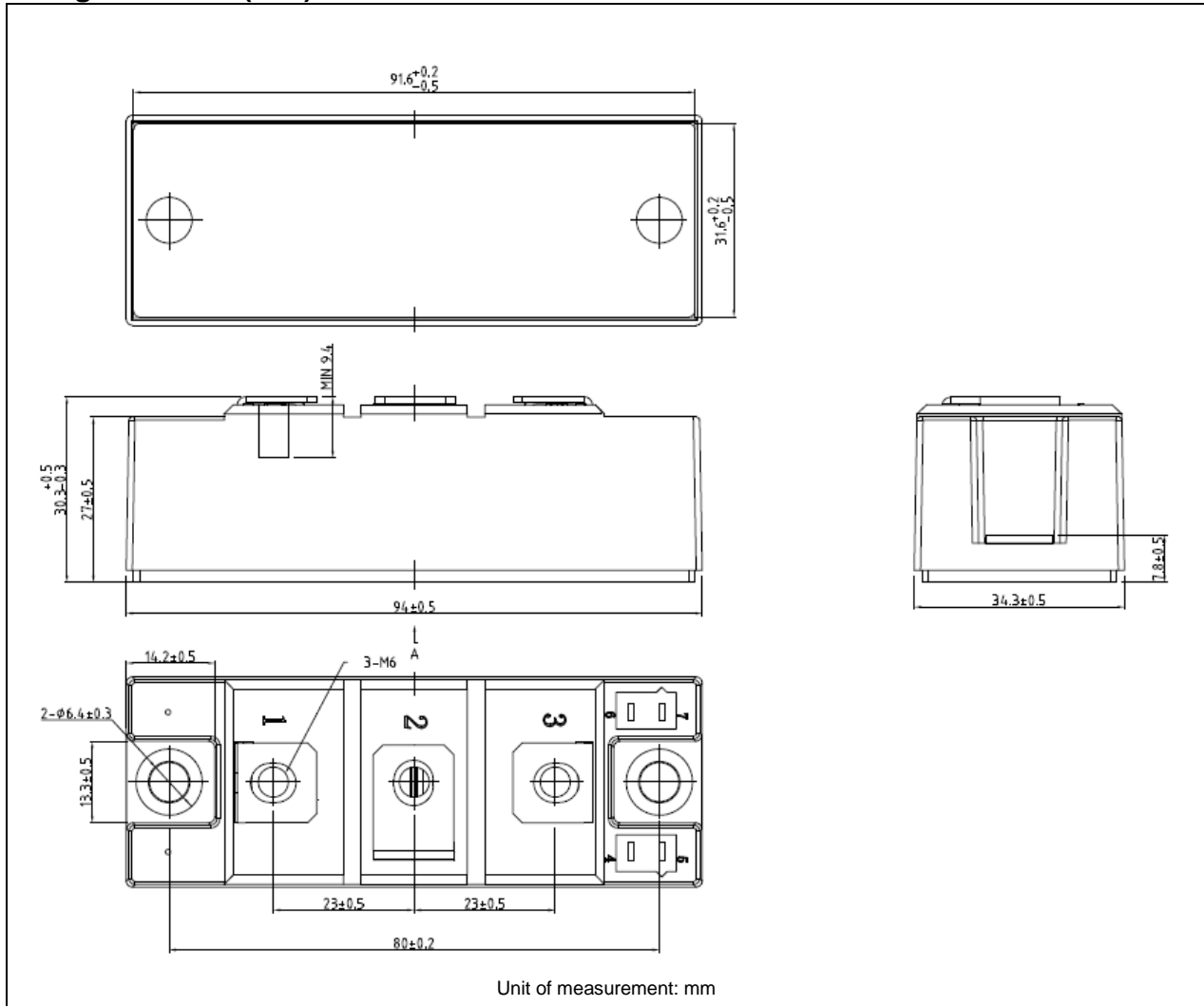


**Circuit Diagram**





Package Outlines (mm)





Information furnished in this document is believed to be accurate and reliable. However, Jiangsu JieJie Semiconductor Co., Ltd assumes no responsibility for the consequences of use without consideration for such information nor use beyond it. This information in this document is subject to change without prior notice. Notwithstanding this, Jiangsu JieJie will fully comply with the terms outlined in a signed agreement. Products and information provided in this document have no infringement of patents. Jiangsu JieJie assumes no responsibility for any infringement of other rights of third parties which may result from the use of such products and information. This document is the initial release, dated 21 May 2026. This document supersedes and replaces all information previously supplied.

 is registered trademark of Jiangsu JieJie Semiconductor Co., Lt ©2026 Jiangsu JieJie Semiconductor Co., Ltd. All rights reserved.