



JSPF20100ACT-CO

20A Schottky Barrier Rectifier

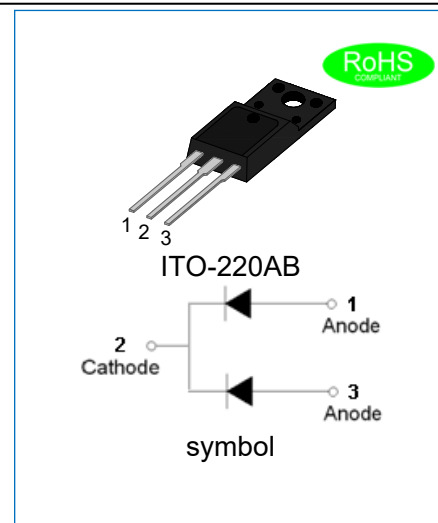
Rev.0.1

DESCRIPTION

- ✧ Plastic package has underwriters laboratories flammability classification 94V-0
- ✧ Lead free in compliance with EU RoHS 2011/65/EU directive
- ✧ Low forward voltage drop
- ✧ Low power losses, high efficiency operation
- ✧ High current capability and surge capability

MECHANICAL DATA

- ✧ Case: ITO-220AB molded plastic
- ✧ Terminals: Solder plated, solderable per J-STD-002



ABSOLUTE MAXIMUM RATING (Rating at 25°C ambient temperature unless otherwise specified.)

Parameter	Symbol	JSPF20100ACT-CO	Unit
Maximum repetitive peak reverse voltage	V_{RRM}	100	V
Maximum RMS voltage	V_{RMS}	70	V
Maximum DC blocking voltage	V_{DC}	100	V
Maximum average forward current	$I_{F(AV)}$	20	A
Peak forward surge current: 8.3ms single half sine-wave superimposed on rated load	I_{FSM}	150	A
Operating junction temperature range	T_j	-55 to +150	°C
Storage temperature range	T_{stg}	-55 to +150	°C

ELECTRICAL CHARACTERISTICS (Rating at 25°C ambient temperature unless otherwise specified.)

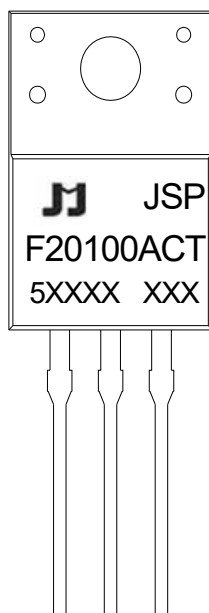
Parameter	Symbol	Min	Typ	Max	Unit
Forward voltage	$I_F=10A$	V_F		0.85	V
Reverse current	$V_R=100V, T_A=25^{\circ}C$	I_R		0.1	mA
	$V_R=100V, T_A=100^{\circ}C$			20	
Junction capacitance	$V_R=4.0V, f=1MHz$	C_J	300		pF

THERMAL RESISTANCES

Symbol	Parameter	JSPF20100ACT-CO	Unit
$R_{th(j-c)}$	Thermal resistance from junction to case	3.0	°C/W



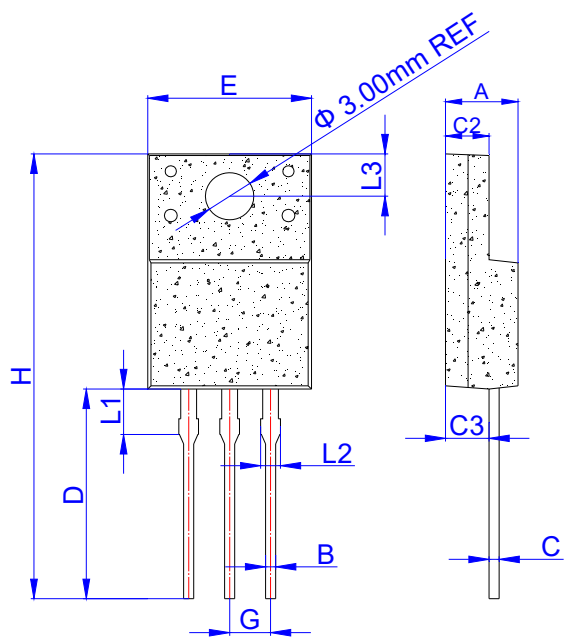
MARKING



JS	Schottky Barrier Rectifier
P	Planar technology
F	Package: ITO-220AB
20	$I_{F(AV)}=20A$
100	$V_{RRM}:100V$
A	Version
CT	Common cathode

5	Year code(4:2024,5:2025,.....)
XX	Week code
XX	Chip code
XXX	Package lot number

PACKAGE MECHANICAL DATA



ITO-220AB

Ref.	Dimensions					
	Millimeters			Inches		
	Min.	Typ.	Max.	Min.	Typ.	Max.
A	4.30	4.50	4.70	0.169	0.177	0.185
B	0.50	0.625	0.75	0.020	0.025	0.030
C	0.50	0.625	0.75	0.020	0.025	0.030
C2	2.50	2.70	2.90	0.098	0.106	0.114
C3	2.50	2.70	2.90	0.098	0.106	0.114
D	13.08	13.38	13.68	0.515	0.527	0.539
E	9.96	10.16	10.36	0.392	0.400	0.408
G	2.54REF			0.100REF		
H	28.08	28.38	28.68	1.106	1.117	1.129
L1	2.70	2.90	3.10	0.106	0.114	0.122
L2	1.10	1.225	1.35	0.043	0.048	0.053
L3	2.70REF			0.106REF		

**PACKAGE INFORMATION-ITO-220AB**

OUTLINE	UNIT WEIGHT (g/PCS) typ.	TUBE (PCS)	PER CARTON (PCS)
TUBE	1.67	50	5,000

JieJie products are not designed for, and shall not be used for, any purpose (including, without limitation, automotive, military, aerospace, medical, life-saving, life-sustaining or nuclear facility applications, devices intended for surgical implant into the body, or any other application in which the failure or lack of desired operation of the product may result in personal injury, death, or property damage) other than those expressly set forth in applicable JieJie product documentation. Warranties granted by JieJie shall be deemed void for products used for any purpose not expressly set forth in applicable JieJie documentation. JieJie shall not be liable for any claims or damages arising out of products used in applications not expressly intended by JieJie as set forth in applicable JieJie documentation. The sale and use of JieJie products is subject to JieJie terms and conditions of sale, unless otherwise agreed by JieJie.

Information furnished in this document is believed to be accurate and reliable. However, Jiangsu JieJie Microelectronics Co.,Ltd assumes no responsibility for the consequences of use without consideration for such information nor use beyond it.

Information mentioned in this document is subject to change without notice, apart from that when an agreement is signed, Jiangsu JieJie complies with the agreement.

Products and information provided in this document have no infringement of patents. Jiangsu JieJie assumes no responsibility for any infringement of other rights of third parties which may result from the use of such products and information.

This document is the 0.1st version which is made in 27-Sep.-2025. This document supersedes and replaces all information previously supplied.



is a registered trademark of Jiangsu JieJie Microelectronics Co.,Ltd.

Copyright ©2025 Jiangsu JieJie Microelectronics Co.,Ltd. Printed All rights reserved.