



JSPK10150ACT-CO

10A Schottky Barrier Rectifier

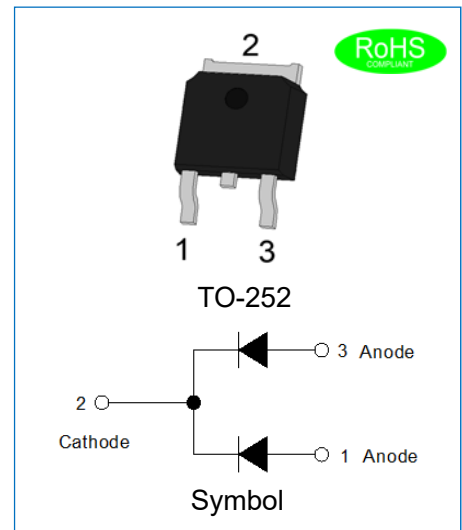
Rev.0.1

DESCRIPTION

- ✧ Plastic package has underwriters laboratories flammability classification 94V-0
- ✧ For surface mounted applications in order to optimize board space
- ✧ Lead free in compliance with EU RoHS 2011/65/EU directive
- ✧ Low forward voltage drop
- ✧ Low power losses, high efficiency operation
- ✧ High current capability and surge capability

MECHANICAL DATA

- ✧ Case: TO-252 molded plastic
- ✧ Terminals: Solder plated, solderable per J-STD-002



ABSOLUTE MAXIMUM RATING AND ELECTRICAL CHARACTERISTICS

(Rating at 25°C ambient temperature unless otherwise specified.)

Parameter	Symbol	JSPK10150ACT-CO	Unit
Maximum repetitive peak reverse voltage	V_{RRM}	150	V
Maximum crest working reverse voltage	V_{RWM}	150	V
Average forward current	$I_{F(AV)}$	5(per leg)	A
		10(per device)	
Peak forward surge current: 8.3ms single half sine-wave superimposed on rated load	I_{FSM}	100	A
Typical junction capacitance, $V_R=5V_{DC}$, $f=1MHz$	C_J	110	pF
Operating junction temperature range	T_j	-55 to +150	°C
Storage temperature range	T_{stg}	-55 to +150	°C



JSPK10150ACT-CO

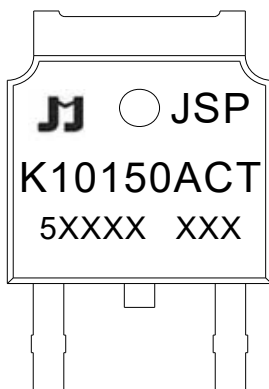
ELECTRICAL CHARACTERISTICS (Rating at 25°C ambient temperature unless otherwise specified.)

Parameter		Symbol	Min.	Typ.	Max.	Unit
Forward voltage	$I_F=5A, T_J=25^{\circ}C$	V_F	-	0.83	0.9	V
	$I_F=5A, T_J=125^{\circ}C$		-	0.67	0.8	V
	$I_F=5A, T_J=150^{\circ}C$		-	0.65	0.75	V
Reverse current	$V_R=150V, T_J=25^{\circ}C$	I_R	-	0.1	1	mA
	$V_R=150V, T_J=125^{\circ}C$		-	1.1	7	
	$V_R=150V, T_J=150^{\circ}C$		-	4	30	

THERMAL RESISTANCES

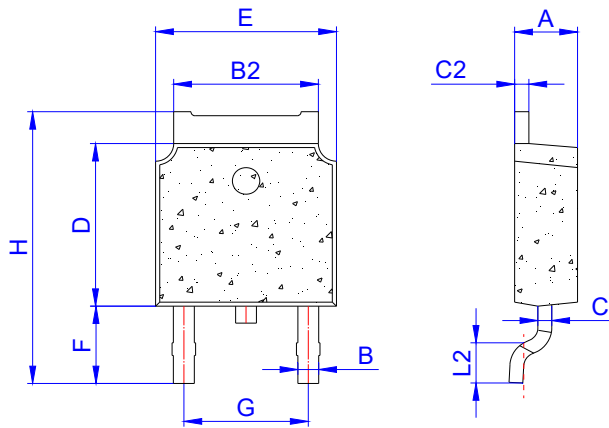
Symbol	Parameter	JSPK10150ACT-CO	Unit
$R_{th(j-c)}$	Junction to case	4.5	°C/W

MARKING

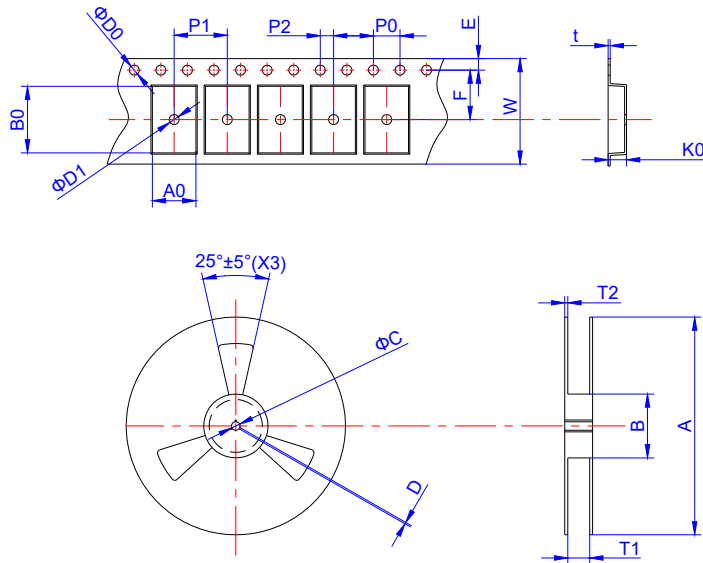


JS	Schottky Barrier Rectifier
P	Planar technology
K	Package: TO-252
10	$I_{F(AV)}=10A$
150	$V_{RRM}:150V$
A	Version
CT	Common cathode

5	Year code(4:2024,5:2025,.....)
XX	Week code
XX	Chip code
XXX	Package lot number

**PACKAGE MECHANICAL DATA****TO-252**

Ref.	Dimensions					
	Millimeters			Inches		
	Min.	Typ.	Max.	Min.	Typ.	Max.
A	2.10	2.30	2.50	0.083	0.091	0.098
B	0.66	0.76	0.86	0.026	0.030	0.034
B2	4.98	5.28	5.58	0.196	0.208	0.220
C	0.405	0.505	0.605	0.016	0.020	0.024
C2	0.37	0.52	0.67	0.015	0.020	0.026
D	5.80	6.10	6.40	0.228	0.240	0.252
E	6.30	6.60	6.90	0.248	0.260	0.272
F	2.655	2.905	3.155	0.105	0.114	0.124
G		4.54			0.179	
H	9.90	10.20	10.50	0.390	0.402	0.413
L2		2.00			0.079	

REEL SPECIFICATION -TO-252

Ref.	Dimensions	
	Millimeters	Inches
W	16.00±0.30	0.630±0.012
E	1.75±0.10	0.069±0.004
F	7.50±0.10	0.295±0.004
D0	1.50±0.10	0.059±0.004
D1	1.50±0.10	0.059±0.004
P0	4.00±0.10	0.157±0.004
10P0	40.00±0.20	1.575±0.008
P1	8.00±0.10	0.315±0.004
P2	2.00±0.10	0.079±0.004
A0	6.96±0.10	0.274±0.004
B0	10.49±0.10	0.413±0.004
K0	2.77±0.10	0.109±0.004
t	0.30±0.05	0.012±0.002
A	330.00±2.00	12.992±0.079
T1	16.50 ^{+2.00} _{-1.00}	0.650 ^{+0.079} _{-0.039}
B	96.70±1.00	3.807±0.039
T2	2.20±0.20	0.087±0.008
C	13.00±0.30	0.512±0.012
D	2.30±0.30	0.091±0.012

**PACKAGE INFORMATION-TO-252**

PART No.	UNIT WEIGHT (g/PCS) TYP	TUBE (PCS)	PER CARTON (PCS)
JSPK10150ACT-CO	0.31	80	20,000
PART No.	UNIT WEIGHT (g/PCS) TYP	REEL (PCS)	PER CARTON (PCS)
JSPK10150ACT-CO-R	0.31	3,000	30,000

JieJie products are not designed for, and shall not be used for, any purpose (including, without limitation, automotive, military, aerospace, medical, life-saving, life-sustaining or nuclear facility applications, devices intended for surgical implant into the body, or any other application in which the failure or lack of desired operation of the product may result in personal injury, death, or property damage) other than those expressly set forth in applicable JieJie product documentation. Warranties granted by JieJie shall be deemed void for products used for any purpose not expressly set forth in applicable JieJie documentation. JieJie shall not be liable for any claims or damages arising out of products used in applications not expressly intended by JieJie as set forth in applicable JieJie documentation. The sale and use of JieJie products is subject to JieJie terms and conditions of sale, unless otherwise agreed by JieJie.

Information furnished in this document is believed to be accurate and reliable. However, Jiangsu JieJie Microelectronics Co., Ltd. assumes no responsibility for the consequences of use without consideration for such information nor use beyond it.

Information mentioned in this document is subject to change without notice, apart from that when an agreement is signed, Jiangsu JieJie complies with the agreement.

Products and information provided in this document have no infringement of patents. Jiangsu JieJie assumes no responsibility for any infringement of other rights of third parties which may result from the use of such products and information.

This document is the 0.1st version which is made in 29-Sep.-2025. This document supersedes and replaces all information previously supplied.



is a registered trademark of Jiangsu JieJie Microelectronics Co., Ltd.

Copyright ©2025 Jiangsu JieJie Microelectronics Co., Ltd. Printed All rights reserved.